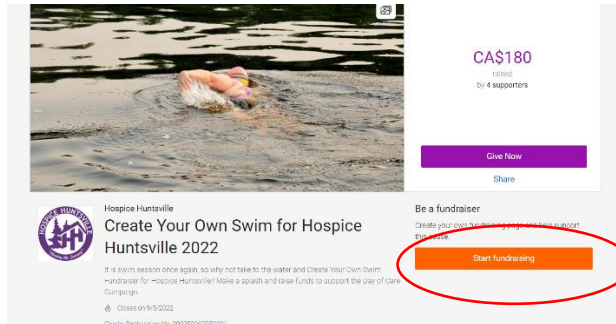


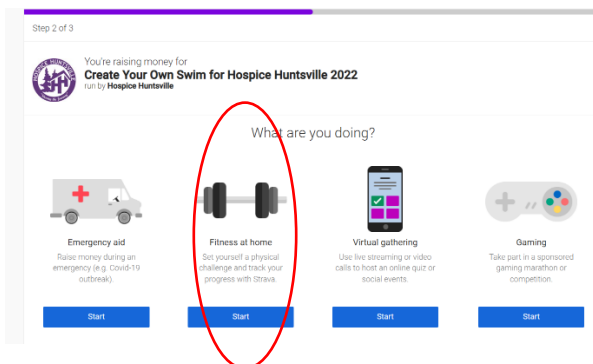


## How to Create a TEAM in support of a Hospice Huntsville event on Just Giving

- 1) Click the link on the Hospice Huntsville website to take you to the Fundraising campaign. Once on this page, you can create your own Fundraising page that will be the foundation of the team. Click the 'Start Fundraising' button:



- 2) From here, you can create your event in support of a Hospice Huntsville campaign. For example, you can create your own Hike or Swim page to be the foundation of your team page. Choose the most appropriate event type:




- 3) Now create your own page filling out the information as requested.

Step 3 of 3

### Check your details

You're raising money for



**Create Your Own Swim for Hospice Huntsville 2022**  
run by Hospice Huntsville

### Tell us about your event

Event type  
a personal swim

Event name

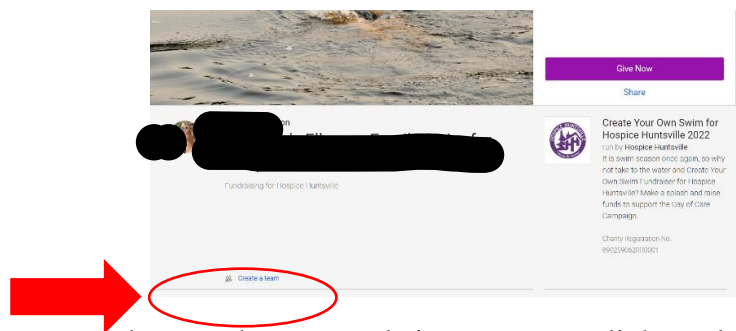
Event date (optional)  
dd/mm/yyyy

I'm doing this in memory of someone

Choose your fundraising page web address

[www.fundraising.com/fundraising/](http://www.fundraising.com/fundraising/)

- 4) Once completed, you will be at your event page; from here, you can have your friends and family set up their own teams in support of your event. Simply click the 'Create Team' link to get started.



- 5) Each team member can then set up their own team; a link can be shared widely. This process allows all the funds raised to both 1) be part of the foundation group's total and 2) contribute toward the Hospice Huntsville campaign's overall goal.

1/4

## Create a team

Team members will be able to connect their own fundraising pages to the team page.

Team name

100

[Let's go!](#)

If your team members don't need their own fundraising pages, you can add their names to a single shared fundraising page without creating a team.

*Thank you for your supporting Hospice Huntsville*